

PANEVĖŽYS STATISTICS



www



PANEVĖŽYS – STATISTICS AND FACTS

Panevėžys is a city with a lot of potential, located on both sides of the Nevėžis River loop with over 85 thousand inhabitants. PANEVĖŽYS is the second most densely populated city among other Lithuanian cities. The people and businesses here cover a wide range of fields, and the leaders in early 2020 include wholesale and retail trade, manufacturing, transport, professional, scientific and technical activities.

Material and foreign investments in PANEVĖŽYS are growing significantly every year. In 2019, most foreign direct investment have been attracted from such

European countries as Denmark, France, Switzerland and others.

The following are interesting and important facts about PANEVĖŽYS, revealing its face, potential and opportunities.

The geographical location of PANEVĖŽYS is especially favorable for businesses that are planning to supply orders to both Lithuanian and foreign markets and to develop logistics activities. PANEVĖŽYS has an exceptional competitive advantage for business with fast access to nearby airports and convenient connection to the seaport.



GEOGRAPHICAL DATA

ACCESSIBILITY



The city has a convenient and compact street layout, allowing one to quickly reach any desired object in the city without wasting extra time.



Panevėžys area:
50 km²



Population:
85 318
(as of 01/07/2020)



Density:
1706,4
people per sq. km

Panevėžys, located in a favorable geographical position, is the second most densely populated city in Lithuania.

AGE STRUCTURE	POPULATION, % As of 2020			
	MEN		WOMEN	
PANEVĖŽYS CITY:	Total	43,9	Total	56,1
	under 14	7,2	under 14	6,7
	15–64	29,4	15–64	33,9
	65 and older	7,3	65 and older	15,5

NORTH LATITUDE:

55°46'

EAST LONGITUDE:

24°22'

ALTITUDE:

57,1

The city is located on both sides of the Nevėžis River loop. The city is characterized by flat relief, towards Nevėžis River.

CLIMATE (As of 2020)



July
17-17.5°C




January
2-3 °C



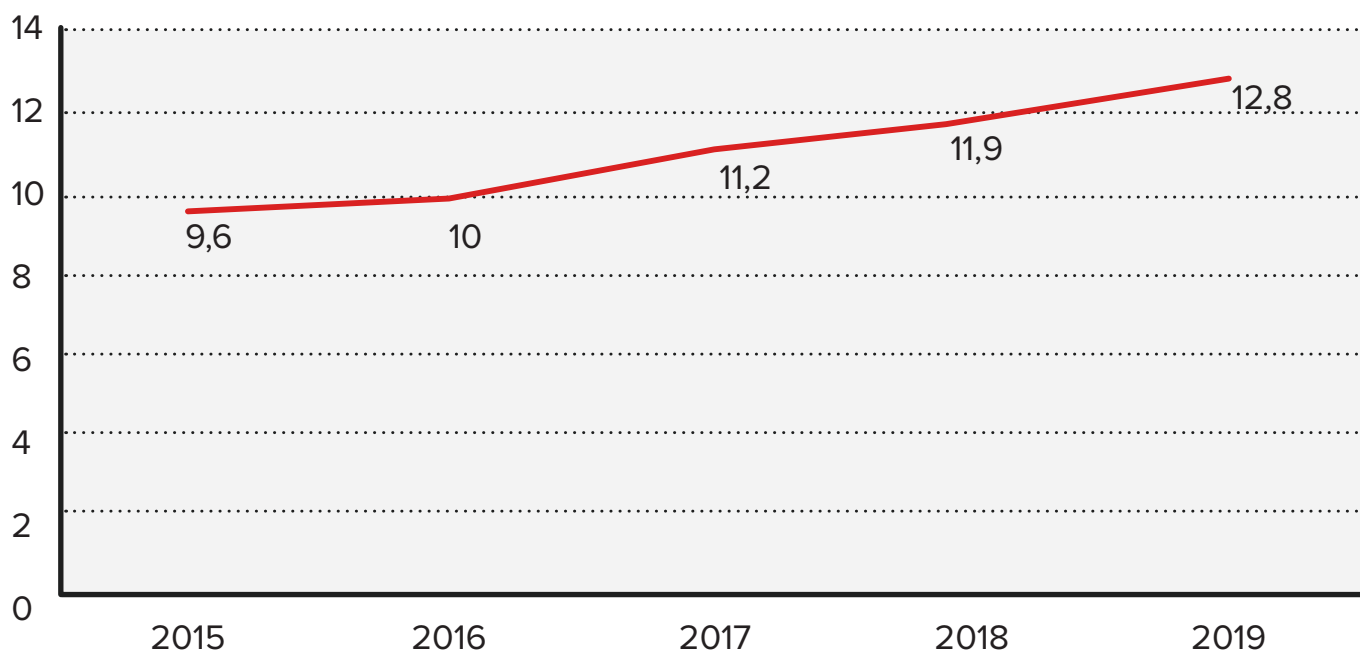
Precipitation
650 mm

GENERAL ECONOMIC INDICATORS



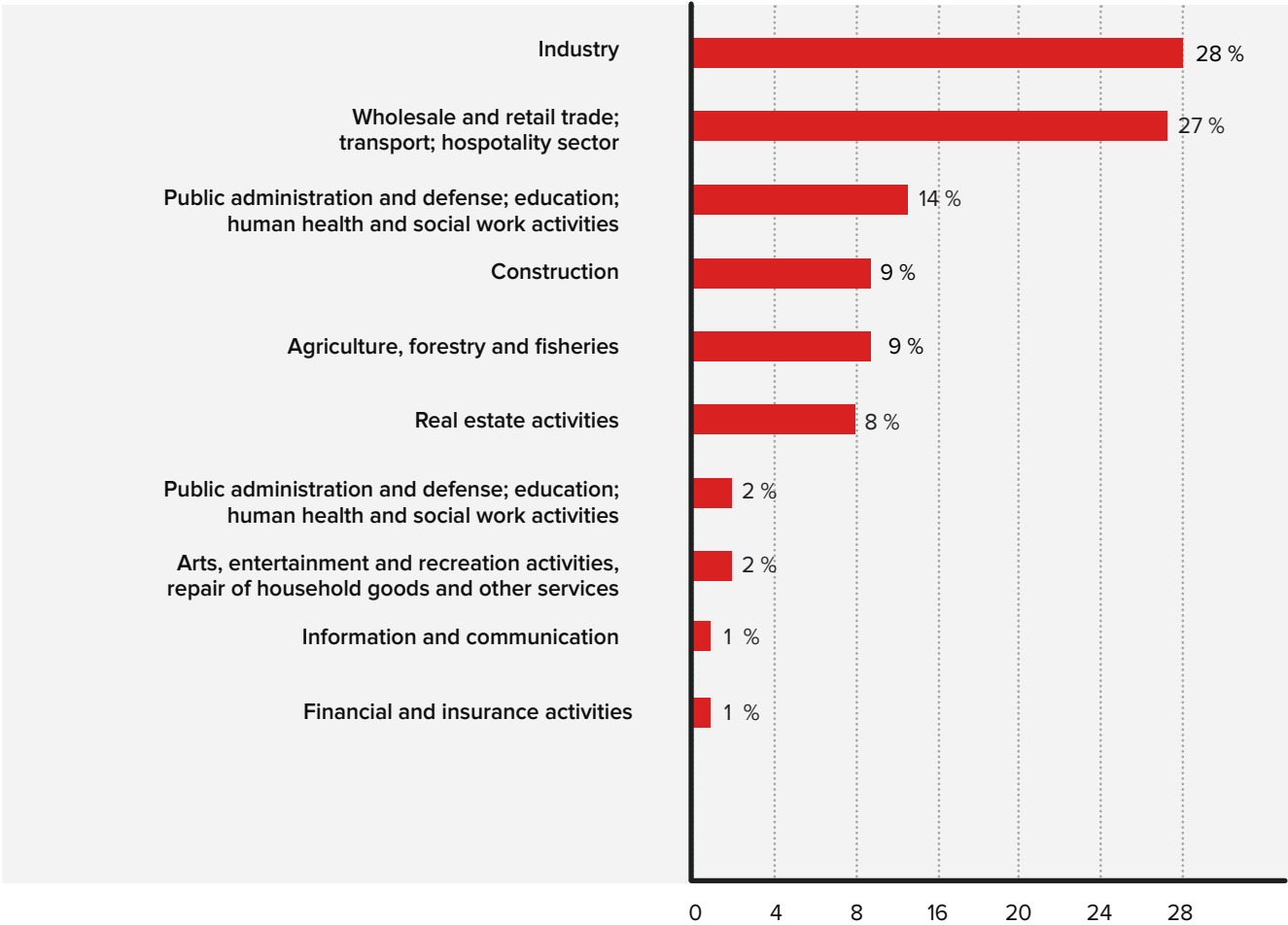
- GDP of Panevėžys County, 2019: EUR 2,733.3 million.
- Proportion of GDP, against the country's GDP, 2019: 5.6 per cent.
- GDP per capita in the county accounted for 73.5 per cent of the country's average GDP – 12.8 thousand (country's average 17.5 thousand).
- Gross domestic product per capita in the county is growing consistently. Since 2015 it has increased by 33 per cent.

**GROSS DOMESTIC PRODUCT PER CAPITA AT MARKET
PRICES, EUR THOUSAND**




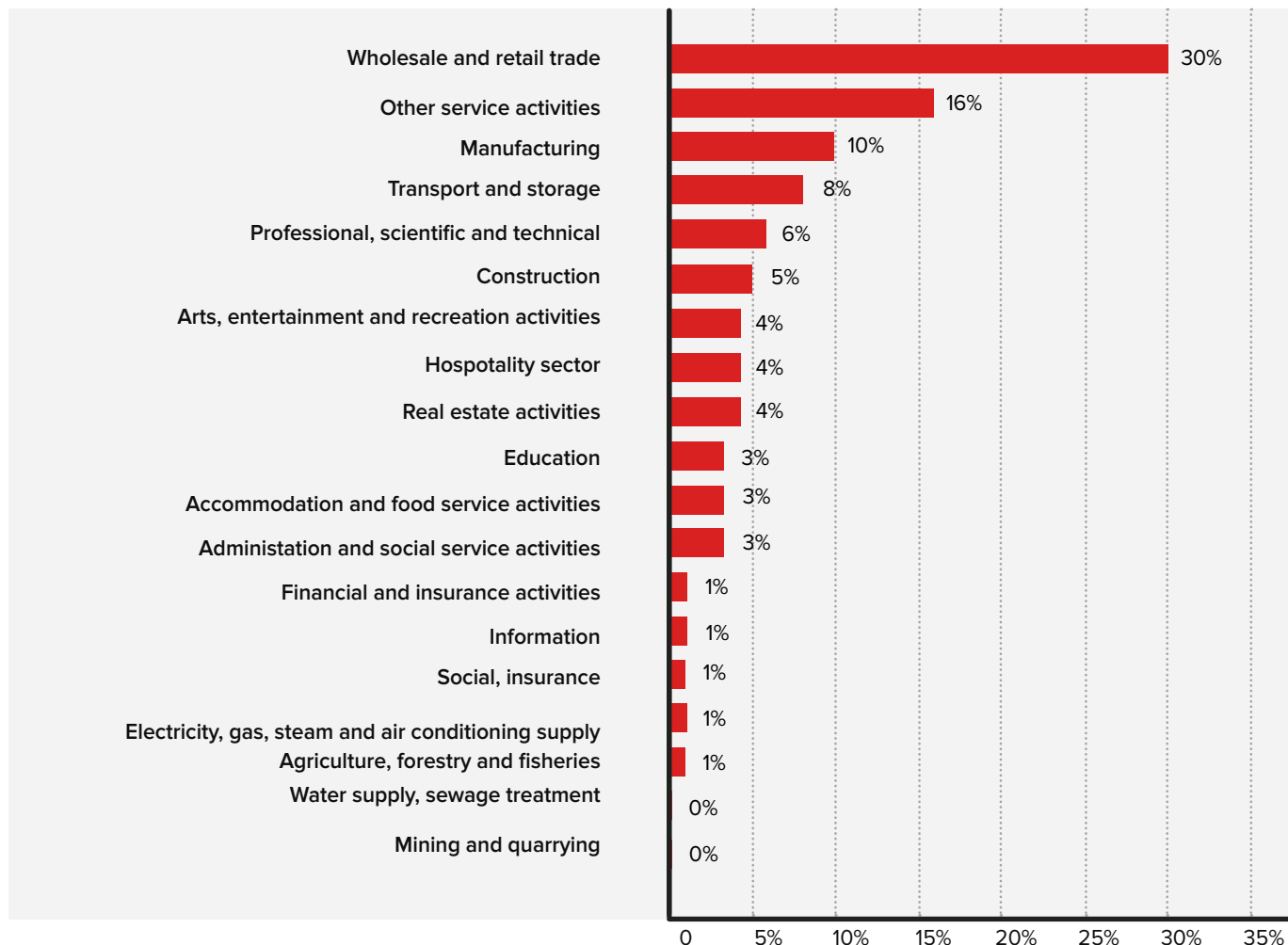
The largest contribution to GDP is made by industry industry – 28 per cent and manufacturing – the 2nd place wholesale and retail trade; transport; hospitality, public administration and defense; education; human health and social work activities – 14 per cent.

GROSS VALUE ADDED IN SECTORS, 2019 (PER CENT)



At the beginning of 2020, the largest number of Panevėžys enterprises – 30 per cent in the county operated in the wholesale and retail trade, motor vehicle and motorcycle repair sector, 10 per cent – in the manufacturing, 8 per cent was engaged in transport and storage activities.

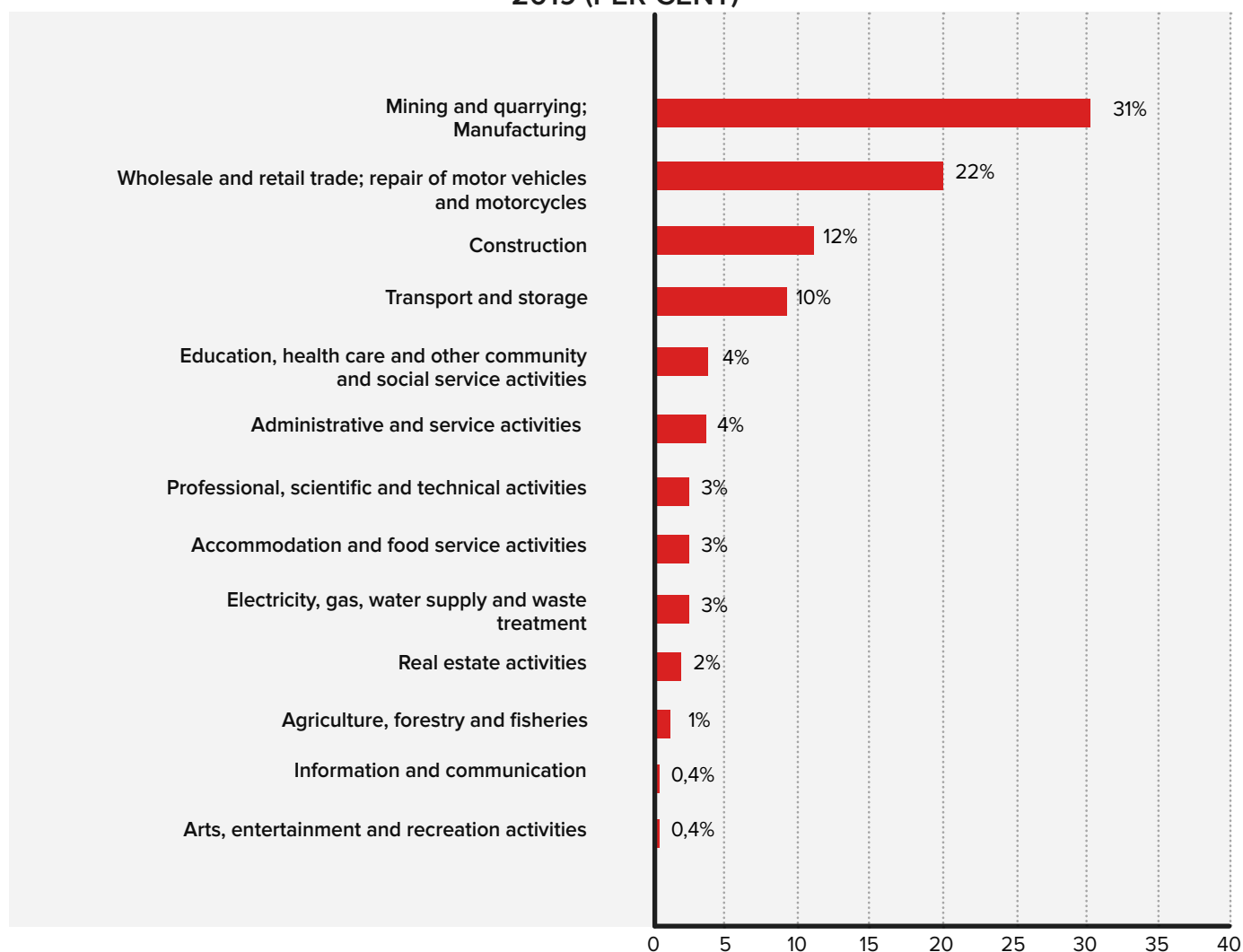
DISTRIBUTION OF PANEVĖŽYS ENTERPRISES BY ACTIVITIES AT THE BEGINNING OF 2020 (PER CENT)





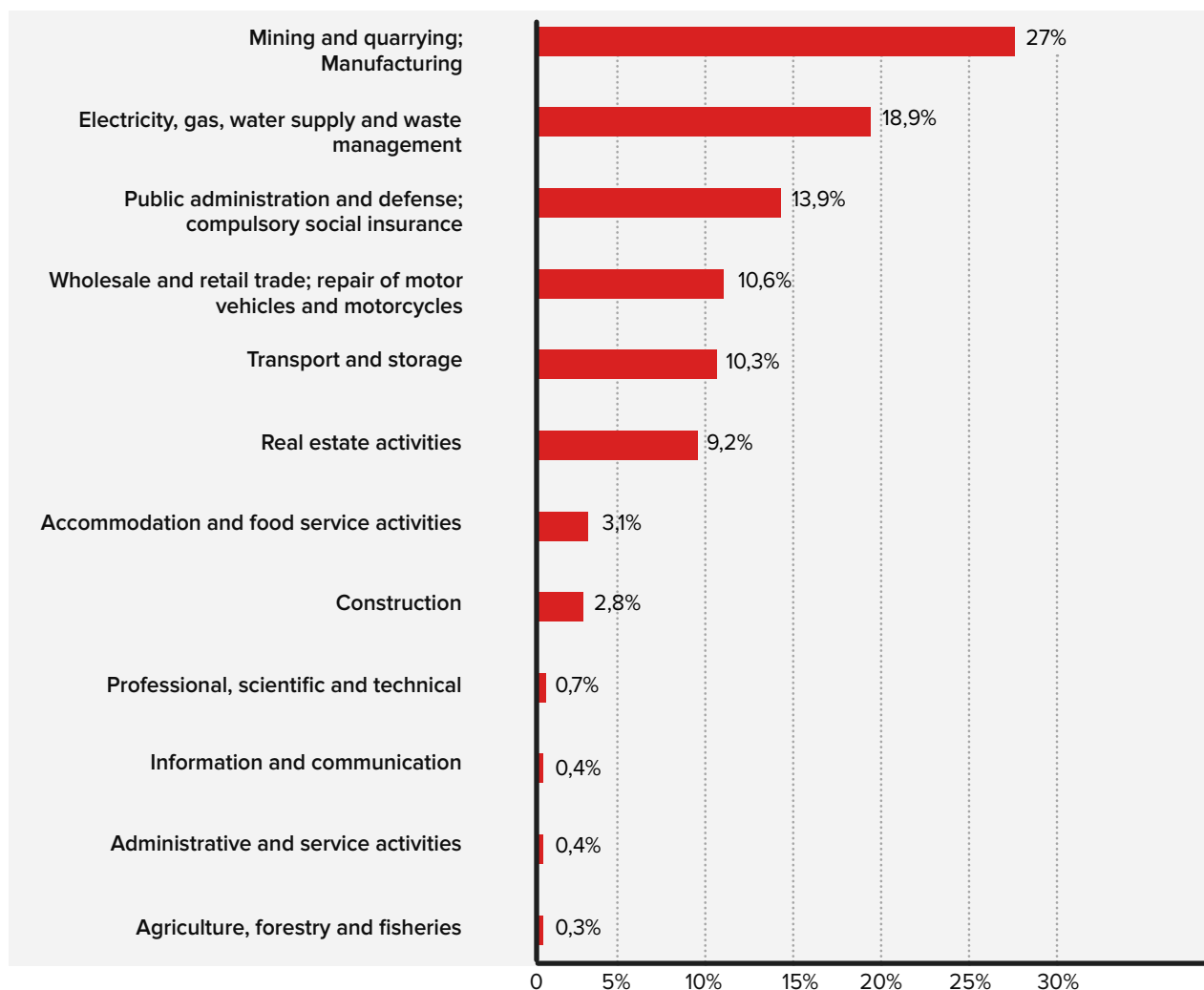
In 2019, the largest number of employees of Panevėžys worked in manufacturing – 31 per cent, in wholesale and retail trade, motor vehicle and motorcycle repair sector – 22 per cent, in the transport and storage sector – 10 per cent.

NUMBER OF EMPLOYEES BY FIELD OF ACTIVITY IN PANEVĖŽYS ENTERPRISES, 2019 (PER CENT)

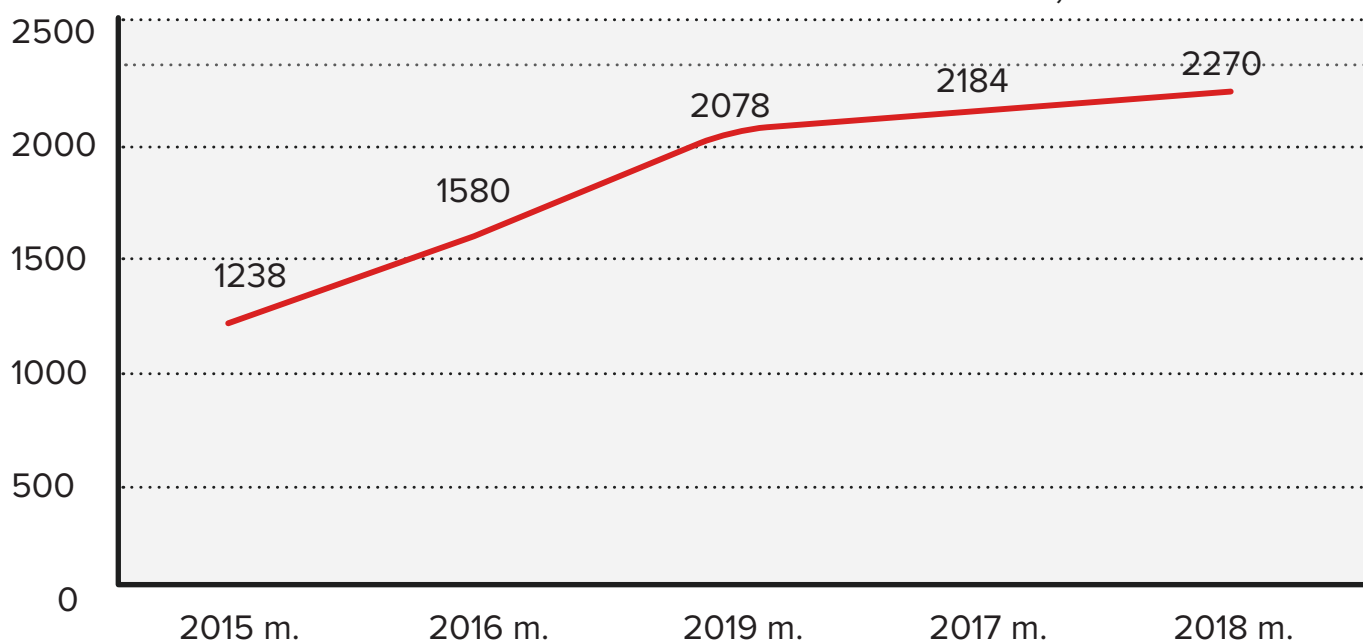


The largest share of material investment shows the development and specialization of the city's industry in the manufacturing sector – 27 per cent. Material investments per capita in Panevėžys are also growing systematically.

SHARE OF MATERIAL INVESTMENT BY SECTORS, 2019 (PER CENT)



MATERIAL INVESTMENT PER CAPITA OF PANEVĖŽYS, EUR

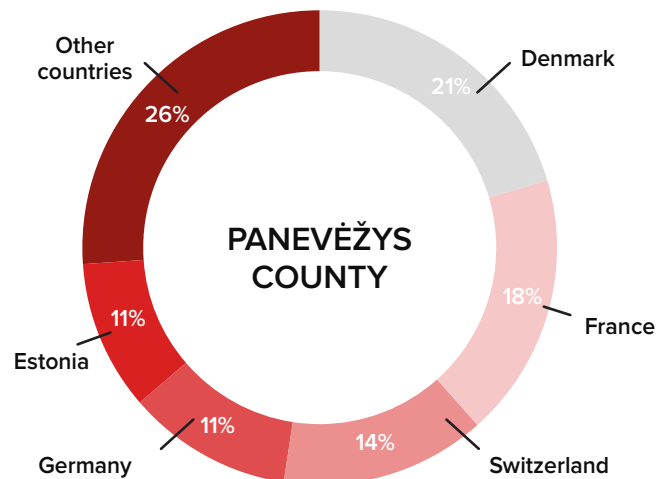


FOREIGN INVESTMENT

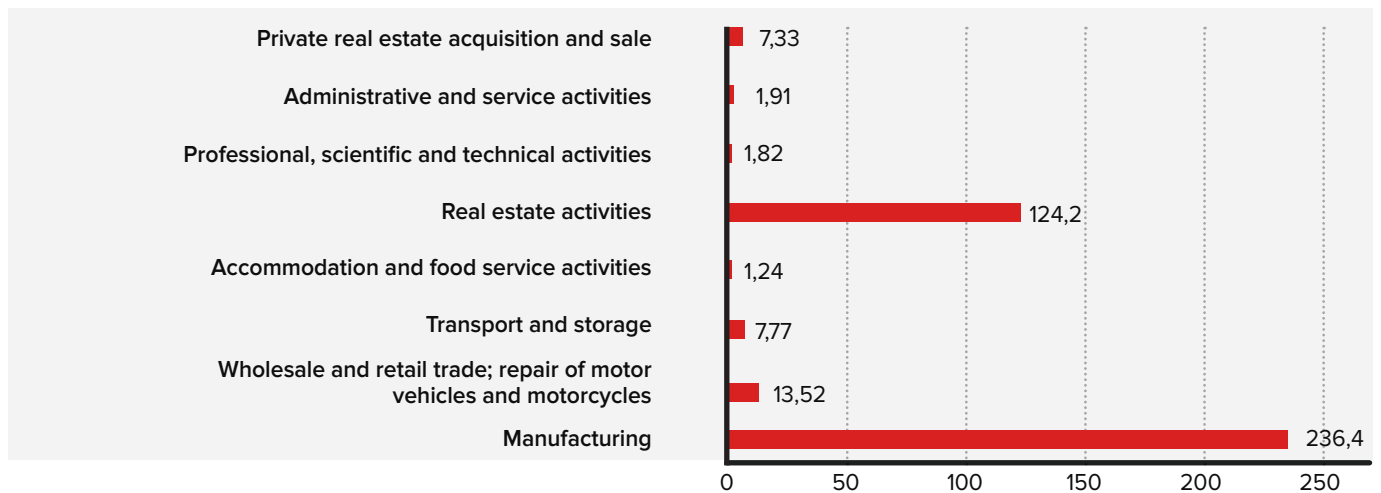
The largest foreign investment in the Panevėžys County in 2019 were made by enterprises of Denmark – EUR 81.73 million, France – EUR 71.09 million and Switzerland – EUR 54.75 million.

Most of them were directed to manufacturing companies – EUR 236.43 million. The share of foreign direct investment per capita in Panevėžys County has increased by 42% since 2015.

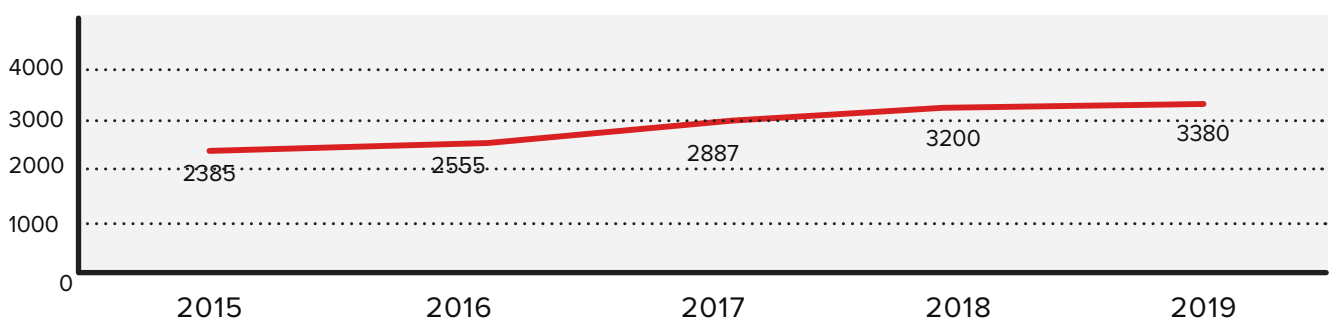
PANEVĖŽYS COUNTY	Total	mIn. Eur	%
	Denmark	81,73	21
	France	71,09	18
	Switzerland	54,75	14
	Germany	43,23	11
	Estonia	42,1	11
	Other countries	104,37	26



FOREIGN DIRECT INVESTMENT IN 2019 (mIn. EUR)



FOREIGN DIRECT INVESTMENT PER CAPITA IN PANEVĖŽYS (EUR)







PANEVĖŽYS **NOW**
PANEVĖŽIO PLĖTROS AGENTŪRA



**PANEVĖŽIO
MIESTO
SAVIVALDYBĖ**

The publication was prepared by a public entity Panevėžys Development Agency, while implementing a business growth climate improvement project „Improvement of the business climate in Panevėžys“, funded by the Municipality of the City of Panevėžys. 2020